


# **Class of 2014**

# **Sophomore**

# **HANDBOOK**



# SOPHOMORE GUIDANCE INTERVIEW

NAME \_\_\_\_\_

DATE \_\_\_\_\_

1. GRADUATION REQUIREMENT CHECKLIST

2. TRANSCRIPT

TOTAL CREDITS: \_\_\_\_\_

GPA: \_\_\_\_\_

RANK IN CLASS: \_\_\_\_\_

3. CURRENT GRADES TO DATE

4. ATTENDANCE

5. CONDUCT

6. UPDATE INFORMATION

CAREER INTERESTS  
SCHOOL/COMMUNITY ACTIVITIES  
EMPLOYMENT

7. INTRODUCE/DISCUSS YOUR PLAN FOR COLLEGE WEBSITE (FOR CAREER/COLLEGE PLANNING)

[www.yourplanforcollege.org](http://www.yourplanforcollege.org)

8. ADDITIONAL WEBSITES

[www.collegeboard.com](http://www.collegeboard.com) (for information on all U.S. colleges)

[www.durfeehigh.com](http://www.durfeehigh.com) (for all high school information)

MINIMUM CREDITS TO ENTER JUNIOR YEAR - 11

MINIMUM CREDITS TO ENTER SENIOR YEAR - 17

MINIMUM CREDITS TO GRADUATE - 22

## GUIDANCE DEPARTMENT-ACTION PLAN for Sophomores

*Check each activity you complete on the road to a successful Sophomore year*

\_\_\_\_\_ Strive for **ACADEMIC SUCCESS** by maintaining good grades, attendance and conduct.  
Review the **ATTENDANCE POLICY** on pages 50-53 in your Student Handbook

\_\_\_\_\_ Take the PSAT on October 12, 2011.

\_\_\_\_\_ Attend the **COLLEGE FAIR** on October 19, 2011 6:00-8:00pm at Durfee H.S./gym

\_\_\_\_\_ Activate Your Plan for College account on [www.yourplanforcollege.org](http://www.yourplanforcollege.org) (see page 3)

\_\_\_\_\_ Create your **PROFILE** and **RESUME** (see page 4)

\_\_\_\_\_ Complete a **CAREER SEARCH** (see page 5)

\_\_\_\_\_ Complete a **COLLEGE SEARCH** (see page 6)

\*find out required courses and tests needed for admission to colleges of interest.

\_\_\_\_\_ Create an account on [www.collegeboard.com](http://www.collegeboard.com) and  
and/or

\_\_\_\_\_ Create an account on [www.act.org](http://www.act.org)

\_\_\_\_\_ Use the **EXTRACURRICULAR ACTIVITIES WORKSHEET** to record  
your activities and accomplishments. (see page 7)

\_\_\_\_\_ During your **SOPHOMORE GUIDANCE INTERVIEW**

Know your: **GPA**

**Rank in class**

**Credits earned to date**

**Credits needed to advance and to graduate (see page 8)**

\_\_\_\_\_ Schedule appointments with your guidance counselor throughout the year, as  
needed, for help in completing your action plan for a successful Sophomore year.

# YPC... Registration Info Sheet

What is YPC? *It stands for Your Plan for College....Massachusetts College and Career Readiness Web portal!*  
This is a great tool that we will be using throughout your high school career to get you career and/or college ready upon graduation.

**College and career planning, what's that?** For one, it's not as complicated as it sounds. It's simply the process of exploring what you like, what you dislike, your values, your long-term goals, and everything in between in order to figure out what it all means for your future. You might even learn something about yourself that you never even imagined.

YourPlanForCollege is a place where students from across Massachusetts—and that includes you!—begin planning for college and career by:

- **EXPLORING** your interests and potential
- **LEARNING** why your interests and goals matter
- **MANAGING** your education and career goals, a
- **BUILDING** a plan to successfully achieve your goals

**It's all online.  
It's all interactive.  
And, it's all about you!**

**Explore** your interests by working through an interactive Quiz bank & interest assessments. **Map** your results to potential careers. Build a "**career list**". **Understand** the courses and degrees you'll need to be successful.

**Build** a resume. Keep track of your academic & extracurricular activities, your volunteer work, jobs, & dual-credit courses

**Prep** for the SAT, ACT, & MCAS

**Complete, Submit, & Track** college applications. Even your essays, letters of recommendation, transcripts, & test scores.

**Understand** how to pay for college by learning how financial aid works!

**What you need to get started:**

- Your google apps account
- Username (your FRPS email address)
- Password (must include 8 characters, a capital letter, and a number)
- Student ID number

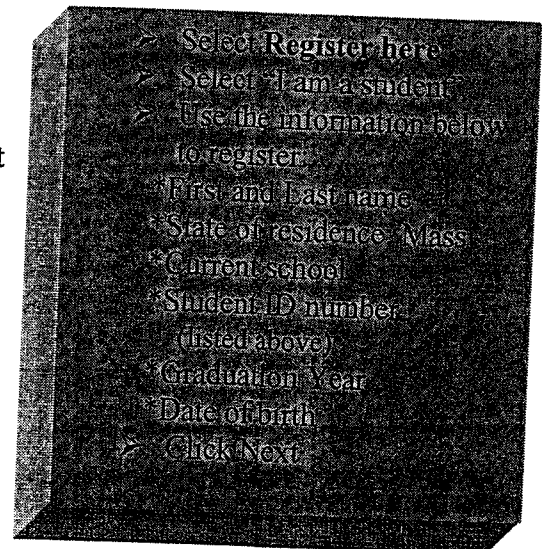
**Step 1:** Log into your google apps account as a Fall River Public School Student. You can find this login at [www.durfeehigh.com](http://www.durfeehigh.com) (lower left corner of webpage)

**Step 2:** Click documents, create a new document named "My Passwords"

**Step 3:** This document will remain in your gmail account (in cyber space) and you will continue to record/store your important passwords for different accounts during your high school experience. (ex: YPC, College Board, ACT, financial aid, etc.)

**Step 4:** log into <https://www.yourplanforcollege.org>

## STUDENT REGISTRATION:



## Portfolio Module: Profile & Resume

### Student Activity Handout for Students

Everything you need to know to get started with YourPlanForCollege

*your plan*  
for college  
www.yourplanforcollege.org

Life after high school? Imagine that! YourPlanForCollege is all about helping you think about what you want to do and where you want to go. The first step in working with YourPlanForCollege is logging in and creating your online portfolio. As you build your profile, a resume will be created simultaneously in your portfolio. You can access your resume anytime to help you hunt down a summer job or to send to colleges who require one!

#### STEP 1: Activate Your Account in YourPlanForCollege.org

- Go to: [www.YourPlanForCollege.org](http://www.YourPlanForCollege.org)
- Follow your Student Registration Instruction sheet to quickly register
- You will be sent a confirmation email with your username and password



#### STEP 2: Build Your Profile (this step automatically starts a Resume)

- Once logged into the portal, go to Portfolio > My Profile
- Student information has already been imported, so go ahead and **get started!**



**Just the Facts:** Your contact information. Does anything need to be changed or added? Just click EDIT

**My High School:** Have you attended more than one? Add it here. Just click ADD

**My College:** Taken college courses? Dual credit courses? Update if YES. Leave it alone if NO

**My Employment:** After school or summer job? Click ADD NEW to add any job you have had in the past

**Activities & Skills:** Championship Basket Weaving? JV Track? Simply click ADD NEW for each

**Honors & Awards:** Honor roll? Poetry slam champion? Just click ADD NEW for each

#### STEP 3: View & Print Your Resume

- After completing step 2, view your information in a resume format
- Scroll to the bottom of your resume to add references
- Check any of the boxes to remove information from the print out version of your resume
- To print, click the view/print resume option at the bottom of the page
- Want to get fancy with your resume layout? Copy and paste the print preview version and paste your resume in a Word document

*Congratulations! You've just taken the first steps towards your plan for life after high school! Remember to update your resume as you gain more experience throughout your high school career.*


**Career Module: Student Handout**  
**Self Assessments, Career Exploration, & Career Plans**

*your plan*  
**for college**  
[www.yourplanforcollege.org](http://www.yourplanforcollege.org)

What do I want to do for a career? I don't even know what I want for lunch! YourPlanForCollege is all about helping you think about what you want to do and where you want to go. You've already started your Portfolio. Now it's time to start planning for your Career. That will start by completing "Get to Know Yourself" followed by working on your Career Plan.

**STEP 1: Complete the Get to Know Yourself Assessments**

- GO TO: Planning > Get To Know Yourself > Overview.
- Many students make the mistake of trying to "fit the mold" of different career paths. In reality, the best career choice may be one that naturally fits you. So how do you figure out what careers fit you? Take a look at these quizzes!



- **What Do I Like?** No, what do YOU like?! Identify your interests and learn about your "work personality." On a scale of 1-5, how happy would you be to do these tasks every day? Be honest! Continue to rate these activities by selecting "Next" until complete.
- **What Do I Value?** Just rank the value statement cards by dragging and dropping them into place based on what you value most. Remember: "Most Important" goes to the left; "Least Important" goes to the right!
- **What Are My Skills?** Indicate which skills you've mastered and where you're less than stellar by selecting the right indicator. Don't forget to read the skill definition!


**STEP 2: Explore Careers**

- GO TO: Careers > Explore Careers
- In this section, you are able to explore and learn about careers according to career field or cluster, your interests, values, subject, and education level needed to obtain a career.
- Take your time and have fun with it. Save careers you like to your Career Plan.



**STEP 3: Career Plan**

- GO TO: Careers > Career Plan
- My Career Plan helps you organize your career search by giving you tools to decide what works best for your unique ability and interests, and setting goals to keep you on track.




*Great work with your Career Exploration! Remember: figuring out what you want to do for the rest of your life isn't an easy task! Come back and spend more time searching to see what's out there. The possibilities are endless!*

## College Activity Handout for Students College Search, College List, and College Compare

*your plan*  
for college  
www.yourplanforcollege.org

### STEP 1: Complete the College Search Interactive Interview

- Go to Colleges > College Search
  - Click the Interactive Interview button to get started



#### Welcome to your College Search Tool

Interactive Interview

- You will be asked a series of questions about your ideal College. Once you've completed the questions, YourPlanForCollege automatically generates a list of colleges that fit your needs.
- Continue your College Search by going through the other College Search tabs – you will be able to search for colleges by location, price, and academics. Have at it! You want to make sure that where you end up is exactly where you want to be. Learn about the colleges by clicking on them.

**IMPORTANT NOTE:** Make sure you add colleges of interest to your **College List** by clicking the **+** sign next to the college, or by selecting Add to My College List when in a college profile.

### STEP 2: College List

- Go to Colleges > College List
  - Add 3-5 colleges to your college list to start. You can always come back to add more schools or narrow your college list as you begin to find schools that make the most sense for you.
  - Choose a range of schools that best match your academics and financial needs. To learn more, use the college comparison tool to help you assess schools that are most compatible for you!
    - In your college list, you can add a college to your applications list, by clicking **+**
    - To view the geographical location of a school, click the **📍** for a bird's eye view!
    - No longer interested in the college on your list? Simply delete the school by clicking **✕**

### STEP 3: College Comparisons

- Go to Colleges > College Compare
  - Choose colleges from "My College List" or click "Browse" to find additional schools.
  - Select at least three schools to compare and choose up to five schools to compare side by side, then click "Show Comparison" to see your results.
  - What do you see? You should see your preferences alongside the colleges you chose. Refer to the color code legend to understand your compatibility.

**Great Compatibility!**

**Good Match but find out why it isn't perfect**

**Not a match yet, but find out why and talk to your counselors about what you can do**

### STEP 4: Need some additional resources?

- Go to Colleges > Resources
  - Explore our Q&A from real life college students and admission counselors.

## EXTRACURRICULAR ACTIVITIES WORKSHEET

**School Activities:** List all school activities in which you have participated during high school. Include clubs, teams, musical groups, plays, and the like. Be sure to indicate your major accomplishments in each task.

Activity	Grade	Accomplishments	Adult sponsor or coach
	9 10 11 12		
	9 10 11 12		
	9 10 11 12		
	9 10 11 12		

**Leadership Positions:** List all elected or appointed leadership positions held in school, community, or work activities. Only those positions in which you were directly responsible for directing or motivating others would be included. For example, elected student body, class, or club officer; committee chair, team captain; yearbook editor; work area manager; or community leader.

Activity	Grade	Activity or Organization	Adult sponsor or leader
	9 10 11 12		
	9 10 11 12		
	9 10 11 12		
	9 10 11 12		

**Community Activities:** List community activities in which you participated (not necessarily as a leader) and note any major accomplishment in each. These should be an activities outside of school in which you participated for the betterment of your community. For example: church groups, clubs sponsored outside the school, Boy or Girl Scouts, or volunteer groups.

Activity	Grade	Total # of hours	Major Accomplishments	Adult sponsor or leader
	9 10 11 12			
	9 10 11 12			
	9 10 11 12			

**Recognition and Awards:** List below any honors or recognitions that you received during your high school career.

Activity	Grade	Activity or Organization
	9 10 11 12	
	9 10 11 12	
	9 10 11 12	
	9 10 11 12	

**Work Experience:** List any paid positions that you have held during high school.

Employer/Company	Dates of employment	Position held	Supervisor's name

# CLASS OF 2014 GRADUATION REQUIREMENTS

**ENGLISH - 4 COURSES**

**MATH - 3 COURSES**

(ALGEBRA I, GEOMETRY, ALGEBRA II required for 4 year college admission)

**SCIENCE – 3 COURSES (3.2 credits)**

**2 LAB SCIENCES**

(MINIMUM OF 2 LAB SCIENCES required for 4 year college admission)

**SOCIAL SCIENCE - 3 COURSES -**

UNITED STATES HISTORY I  
UNITED STATES HISTORY II  
WORLD HISTORY II

**WORLD LANGUAGE or Language & Cultures – 2 COURSES**

(2 or more years of the same World Language required for 4 year college admission)

**PHYSICAL EDUCATION - 2 COURSES**

**HEALTH - 2 COURSES**

**MUST PASS MCAS ELA, MATH and SCIENCE TO RECEIVE A HIGH SCHOOL DIPLOMA**

\*\*\*\*\*

**To enter Sophomore Year: 5 credits needed**

**To enter Junior Year: 11 credits needed**

**To enter Senior Year: 17 credits needed**

**TO GRADUATE – 22 CREDITS NEEDED**